Data Collector
Audit Starter Kit

Welcome to the AuSDaT

You are **required to read this guide before** being granted access to the **Australian Stroke Data Tool (AuSDaT).** This will ensure that you have the best possible experience when logging into the data collection tool.

This guide is by no means exhaustive but will provide you with the necessary information to get started.

For more information and assistance please contact:

audit@strokefoundation.org.au

AuSDaT | user-accounts

- There are two types of **AuSDaT** user-accounts:
- **Hospital Coordinator** is the main contact for your Stroke Service; they oversee the data collection and are responsible for data quality.
- **Data Collector** reviews patient files and enters audit data.
- Your Hospital Coordinator sets up user accounts for the Data Collectors.
- To set up a data collector, enter the staff member/s details into **AuSDaT** via clicking ***Administration > User >*** New user

Gaining access | invitation email

- If you have been set up as a **new user** you will receive an invitation email with a link to the **AuSDaT** (see example below).
- Click on the email link to create a **password** and start using the **AuSDaT**.
- This link needs to be activated within **72 hours**.
- If you do not activate your profile within **72 hours**, go to https://tool.ausdat.org.au click ***'Forgot your password?'*** and enter your email address to generate a new email for you to create a password.

You are receiving this email because an account has been created for you in the Australian Stroke Data Tool (AuSDaT), as your hospital is participating in one or more programs that use the AuSDaT for stroke data collection.

You are required to activate your AuSDaT Login ID by clicking here: https://tool.ausdat.org.au/auth/activation/1295/a74d3035-48bc-46d6-9084-f2bbda1a3a3c where you will be prompted to create a password and accept the AuSDaT Terms and Conditions for Users.

NOTE: you will need to activate your account within 72 hours of receiving this email.

Further information about the AuSDaT is provided on the Australian Stroke Coalition website: http://australianstrokecoalition.com.au/ausdat/

Should you have any problems with your account please contact the National System Administrator: ausdat@florey.edu.au

This message comes from an unmonitored mailbox. Please do not reply to this message.

Example only

Gaining access | password set up

- When you first sign-in you will be prompted to change your **password**.
- Due to **sensitivity** of the data on **AuSDaT** stringent security measures are in place.
- For a strong password choose a sentence, a few short words and keep the spaces.
- Think of a memorable phrase i.e. ‘Summer holiday12’ (& keep the spaces) with a number/s.

Gaining access | forgotten passwords

- If you can't remember your password, click on ***forgot your password***.
- You will be instructed to enter your email address.
- Click ***continue*** and an automatic email will be sent to your email and you will be prompted to re-set your **AuSDaT** password.

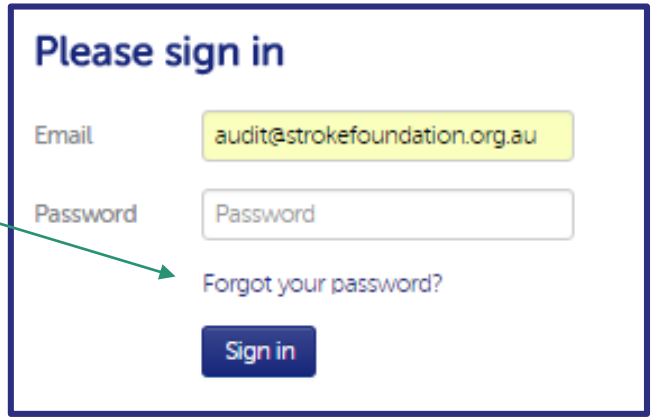

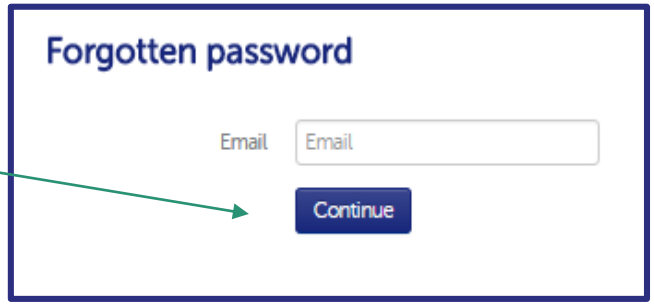

Gaining access | Terms and Conditions

- For first time users of the **AuSDaT**, after you have changed your password you will be required to read and agree to the **Terms and Conditions**.
- If these change at any point, you will be prompted to agree to the new version next time you sign in.
- You can access the latest **Terms and Conditions** at any time via the link at the bottom of your **AuSDaT** screen.

Terms and Conditions

You must accept the Ausdat terms and conditions before proceeding.

AuSDaT Terms and Conditions of Use

The Australian Stroke Data Tool (AuSDaT) is an online data collection tool for clinical performance monitoring in patient stroke care. From June 1st 2015 the tool is being used to collect hospital data for the National Stroke Foundation (NSF) National Stroke Audit of Acute Services 2015.
By signing this document, your hospital agrees to the outlined terms and conditions. Failure to abide by the terms and conditions may result in your exclusion from further use of the tool for the purposes the National Stroke Audit, and any other data collection programs that use the tool in the future.
If a site uses the AuSDaT, they will:

Please remember | session timeout

- After 9 minutes of inactivity, a **Session inactive** timeout banner will appear on your screen (see below).
- You simply need to click ***'continue'*** to remain in your session.
- Although you may find this frustrating at times, the measure has been implemented for security reasons and complies with national standards.

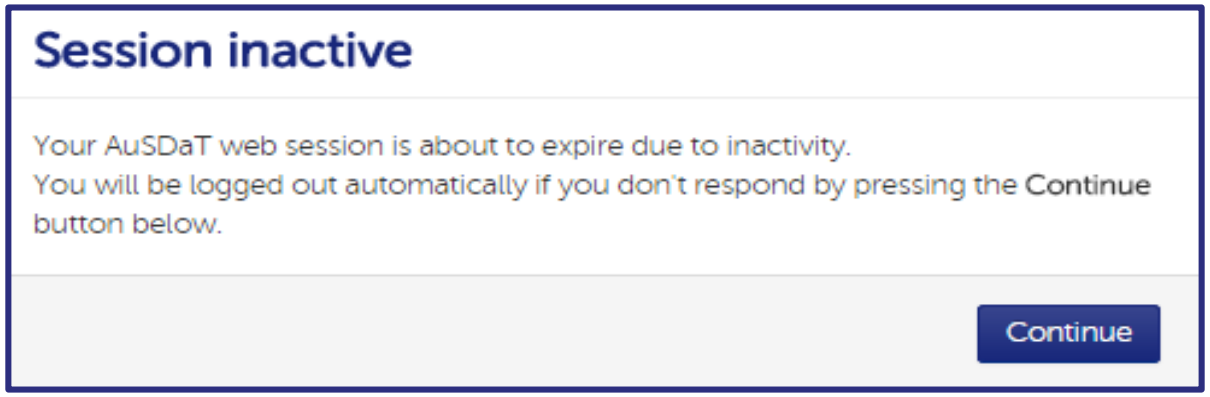

Clinical Audit

National Audit of Acute Stroke Services 2021

Eligibility | Audit Criteria

- **IMPORTANT** – always check that the **AuSCR** episode is **eligible** before expanding into the *National Audit of Acute Stroke Services 2021* program.
- If an error occurs, please contact the Stroke Foundation data & quality coordinator for assistance at audit@strokefoundation.org.au
- Please also check for duplicate **AuSCR** records before proceeding, as expanding an ineligible record for the Acute Audit may result in time wasted and inaccurate audit data.

- **Eligible** patients must be admitted to, and discharged from, your hospital between **1 July - 31 December 2020**. Episodes must fall within specific ICD10 codes:

  Medical records to request are:
  161.0-161.9 (Intracerebral haemorrhage)
  163.0 – 163.9 (Cerebral infarction)
  164 (Stroke not specific as haemorrhage or infarction)
  162.9 (Intracerebral haemorrhage unspecified)

  Case exclusion criteria:
  sub-arachnoid haemorrhage (160)
  subdural and extra-dural haematoma (162 & 162.1)
  Transient Ischaemic Attacks (G45.9)

Clinical Audit | Patient record management

› You will be able to manage all your patient record data collection activities from this screen, including record **creation**, **search** and **export**.

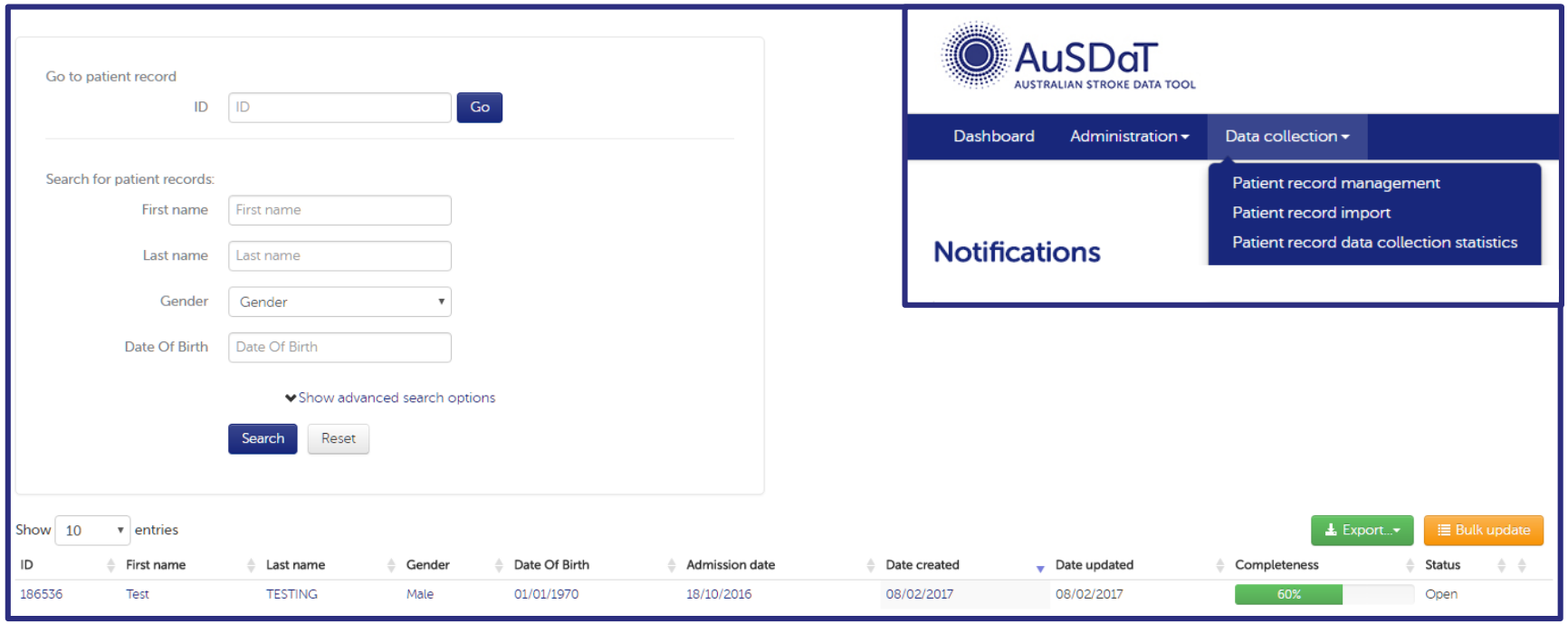

Clinical Audit | creating a new record

1. Go to ***patient record management;***
2. Click the ***new record*** button, After clicking the new record button;
3. You will be taken to the ***new patient record*** form;
4. Now you can enter the patient's first name, last name, date of birth and gender. These variables combined to create a unique Statistical Linkage Key (**SLK**) which prevents you from creating duplicate patient record in error;

If there is a **duplicate** patient in **AuSDaT,** the system will flag this with a prompt and you will need to go back >search for patient records*** **>**locate the existing patient record >edit the existing record

Clinical Audit | creating a new record (cont.)

5. Once you have entered the patient details, select the *National Acute Stroke Services Audit 2021* program and click ***create new record***.
6. You will then open the patient record form, allowing you to enter the Clinical Audit data.

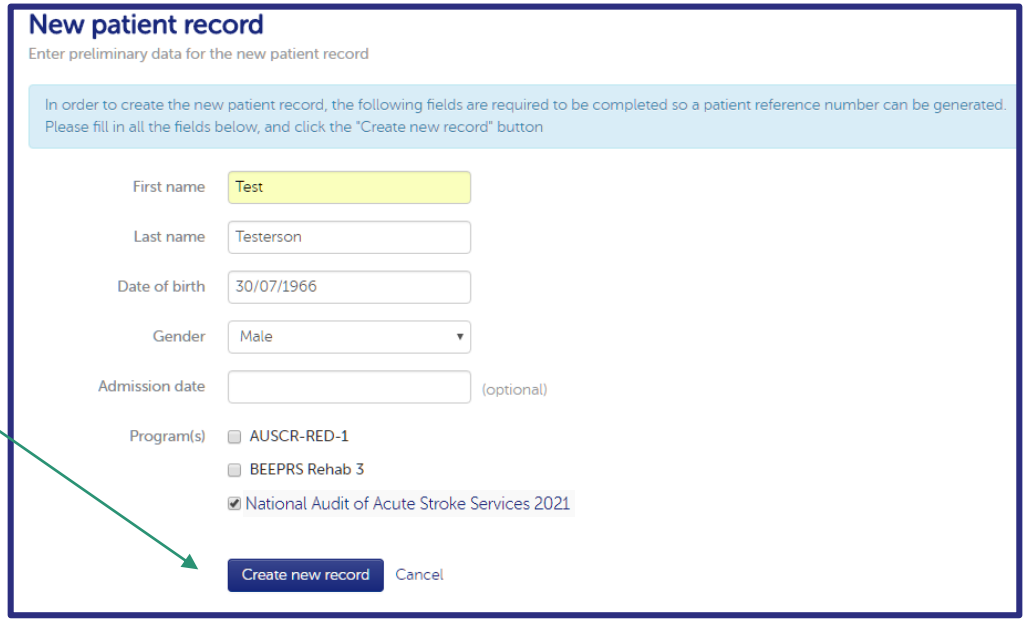

Clinical Audit | valid responses

- When you enter valid response/s to all questions within a section, the section tab will turn **green**.
- If there are one or more question/s awaiting a response, the section tab will continue to show as **amber**.

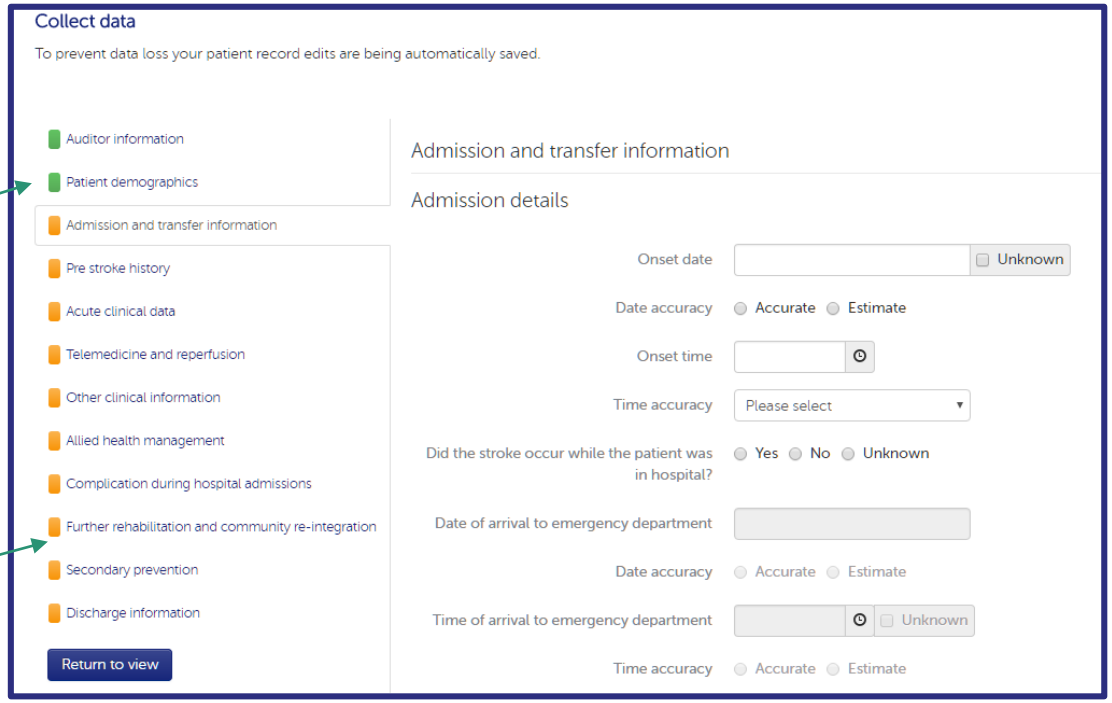

Clinical Audit | invalid responses

› If you enter an incorrect response to a question, an error message will appear in **red** text, and the section tab will appear **red**.

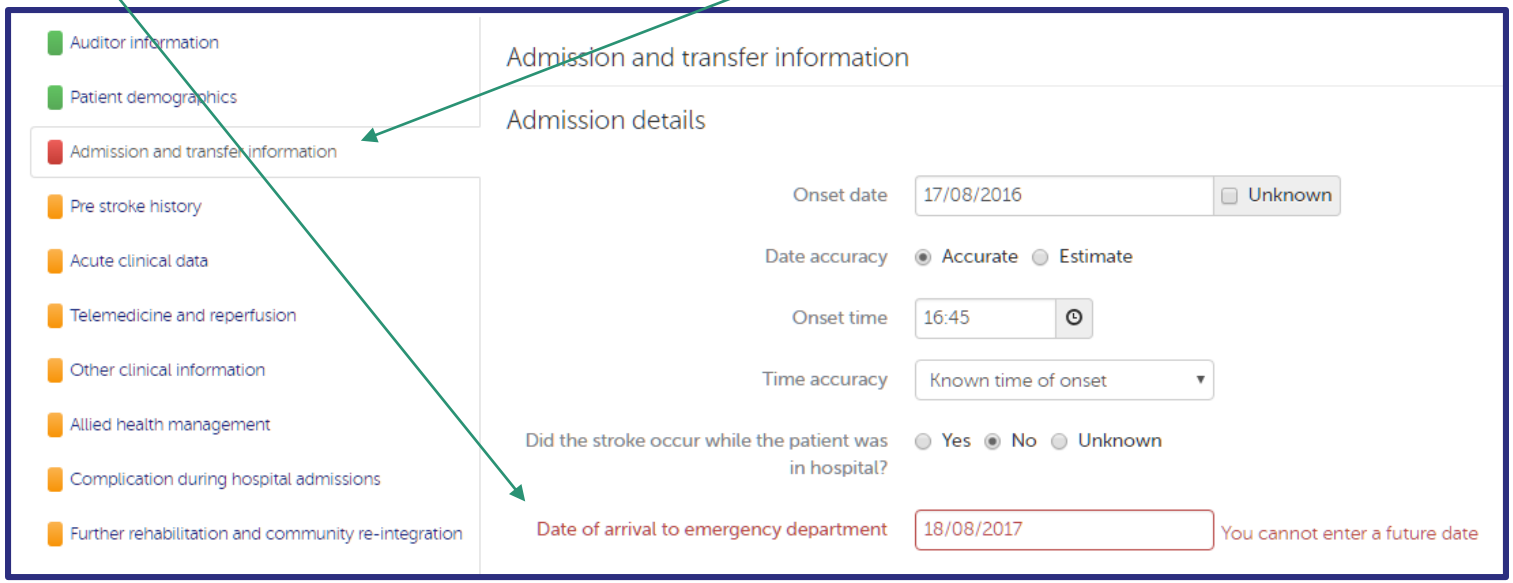

Clinical Audit | disabled questions

- Questions can be **disabled** due to a valid response to a previous question.
- These questions do not require a response and the section will be **greyed-out** (you will not be able to enter data).
- The question will still be shown as complete **(green)** in the patient record view screen.

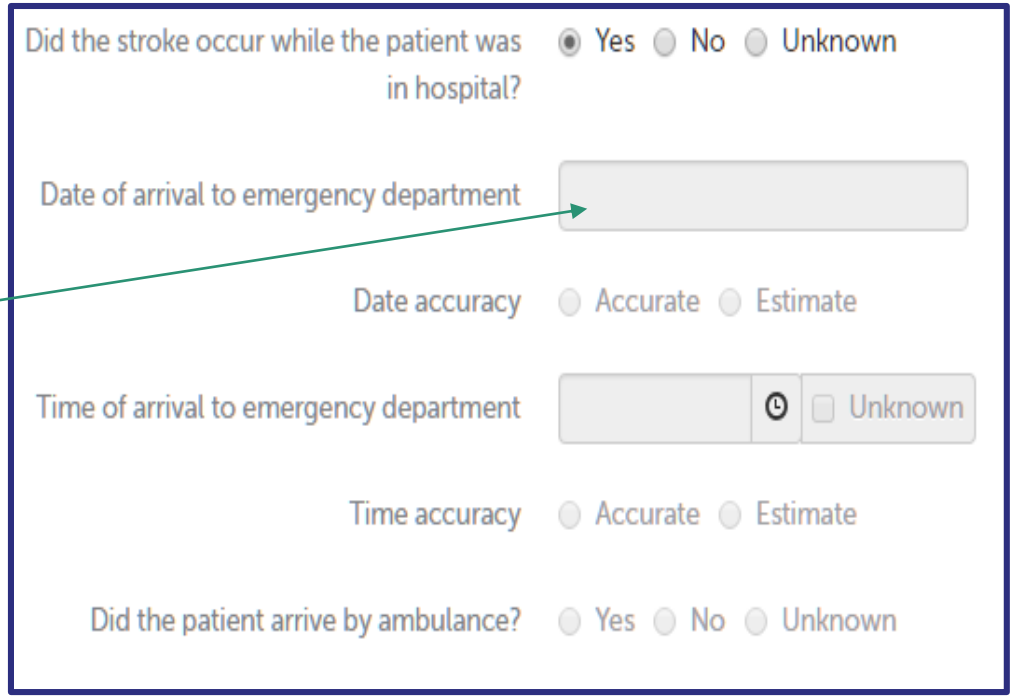

Clinical Audit | switch between views

You can easily switch between the **patient record entry form** and **patient record view** screen by selecting the pencil icon on the patient record view screen, or clicking the ***return to view*** button.

****You will remain in the same section when you switch between the two screens****

Complication during hospital admissions Edit

- Auditor information
- Patient demographics
- Admission and transfer information
- Pre stroke history
- Acute clinical data
- Telemedicine and reperfusion
- Other clinical information
- Allied health management
- Complication during hospital admissions
- Further rehabilitation and community re-integration
- Secondary prevention
- Discharge information

Return to view

Clinical Audit | monitoring completeness

- Another useful way to keep track on the completeness of your patient records is via the ***patient record data collection statistics*** screen (in the 'Data collection' drop-down menu).
- Here, you can view the total number of records created at your hospital and how many of your records are open or closed.
- Of the open records, this screen also tells you how many records are **incomplete**, in **error** and **complete**.

Patient record data collection statistics

View statistics for your hospitals programs

Hospital program completion

Show 10 entries

Program	Collection from	Collection to	Total count	Open	In error	Incomplete	Complete	Closed	Completeness
National Audit of Acute Stroke Services 2021	16/01/2019	31/05/2019	3	3	0	1	2	0	33% 67%
BLACK-migrate	21/06/2016	Ongoing	1662	364	1656	6	0	1298	100%
AUSCR-BLACK-1	22/05/2016	Ongoing	174	174	143	31	0	0	82% 18%

Clinical Audit | searching for a record

- All records created by your hospital will be listed in the **patient record management** screen.
- You can refine your search using various fields, including the unique patient record ID attributed to each patient record.

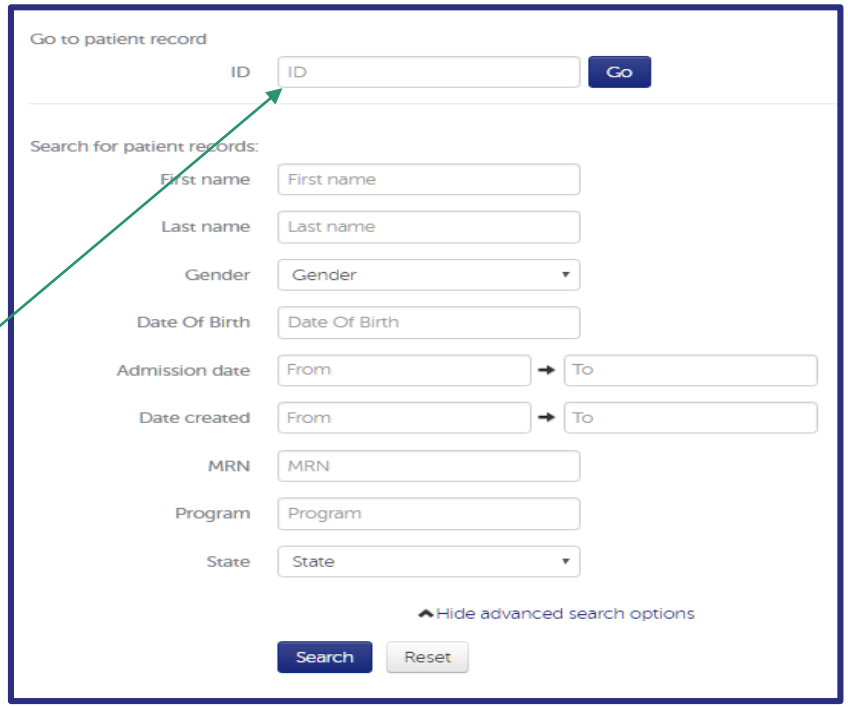

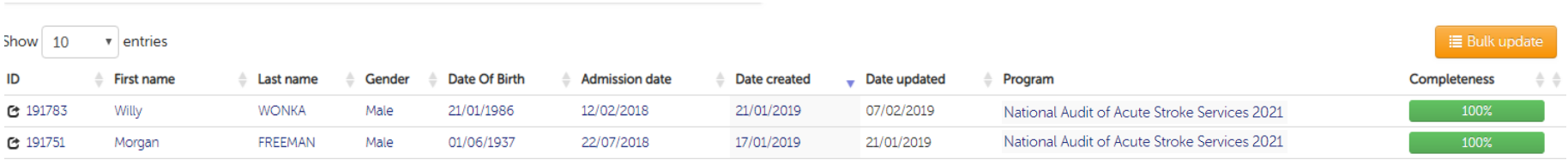

ID	First name	Last name	Gender	Date Of Birth	Admission date	Date created	Date updated	Program	Completeness
191783	Willy	WONKA	Male	21/01/1986	12/02/2018	21/01/2019	07/02/2019	National Audit of Acute Stroke Services 2021	100%
191751	Morgan	FREEMAN	Male	01/06/1937	22/07/2018	17/01/2019	21/01/2019	National Audit of Acute Stroke Services 2021	100%

Login to the AuSDaT and get started!

AuSDaT Link:

https://tool.ausdat.org.au/auth/login

For more information please email the

Stroke Foundation's Data & Quality Coordinator

audit@strokefoundation.org.au

or

jmaxwell@strokefoundation.org.au